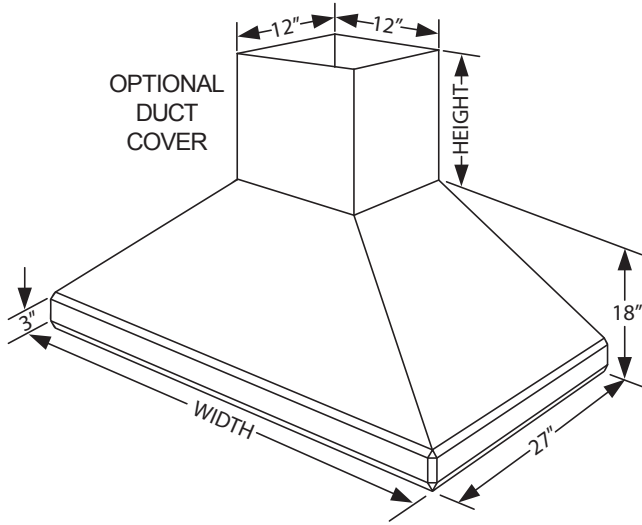
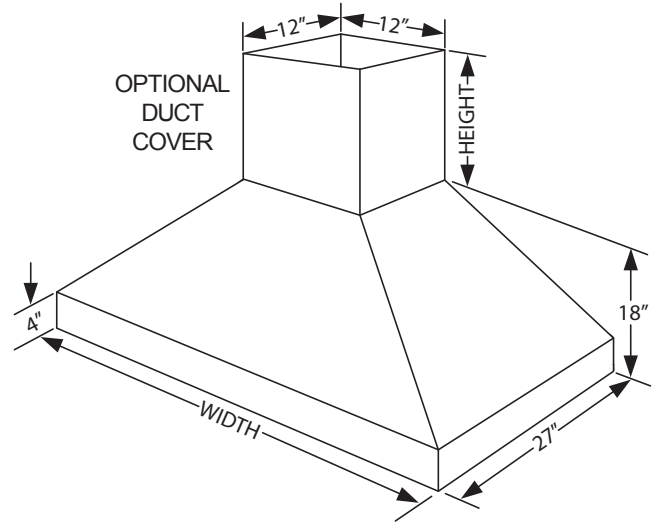


Vent-A-Hood® EUROSTYLE ISLAND RANGE HOOD SPECIFICATIONS

ISD18/ISDH18/PYD18/PYDH18 "H" in part number indicates halogen lighting. These models not available with heat lamps. Shown with optional duct cover (sold separately). Optional duct covers available in standard and custom sizes.

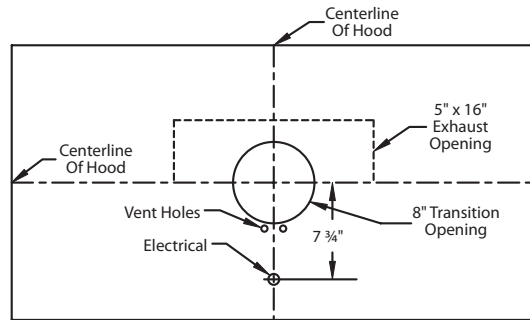


ISD18/ISDH18

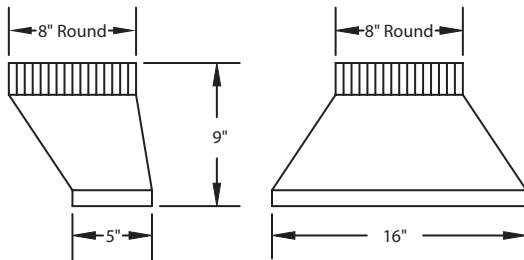


PYD18/PYDH18

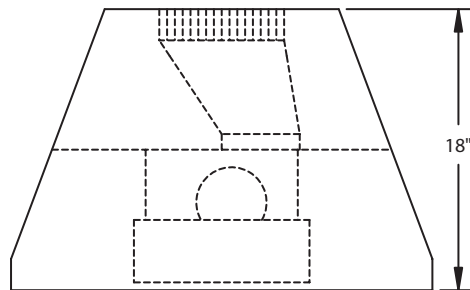
Connection Diagram (36" - 48" Widths)



**600 CFM T200 Dual Blower
Top View**

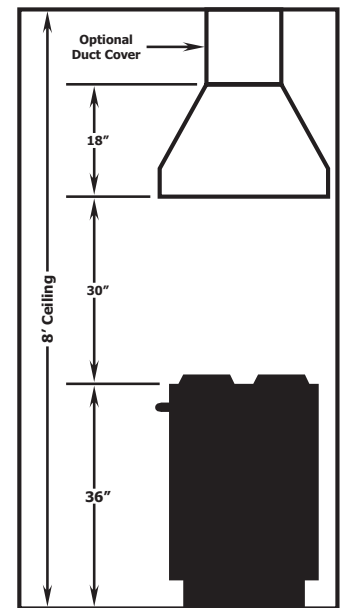


**VP565 Standard Transition
(Included)**



**Transition Installed
(Side View)**

Recommended Mounting Height*



*Exceeding recommended mounting height may compromise performance.

Electrical/Mechanical Specifications For Blower Units

Model	Volts	Amps ¹	RPM	CFM SP@0.0 ²	Equivalent CFM [#]	CFM SP@0.1 ²	CFM SP@0.2 ²	CFM SP@0.3 ²	Minimum Round Duct Size	Square Inches
T200 Island Dual	115	3.4	1550	600	900	572	540	480	8" (or equivalent)	50

¹Note: Add 0.5 amp for each halogen light. Hood is available with fluorescent lights (one in front, one in back) or with halogen lights (one in each corner).

[#]Because the Magic Lung[®] uses centrifugal filtration rather than conventional baffle or mesh filters, the Magic Lung[®] blower can handle cooking equipment with higher cubic feet per minute (CFM) requirements and can deliver equivalent CFM much more efficiently than other filtration systems. When comparing the Magic Lung[®] with other blower units made by other manufacturers, use the "Equivalent CFM".

