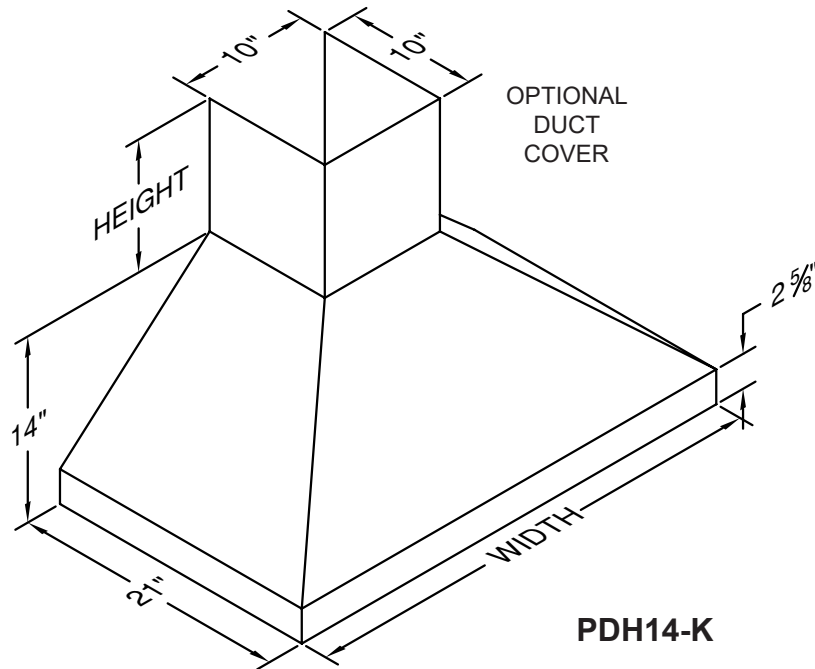
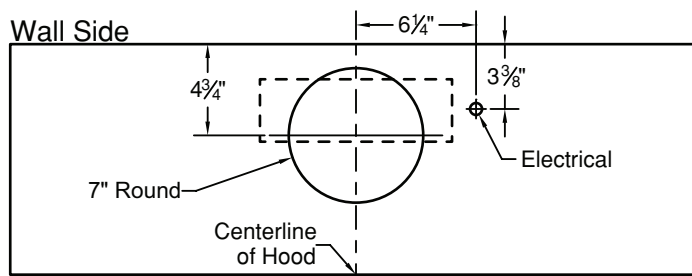


VentA Hood® EUROSTYLE WALL MOUNT RANGE HOOD SPECIFICATIONS

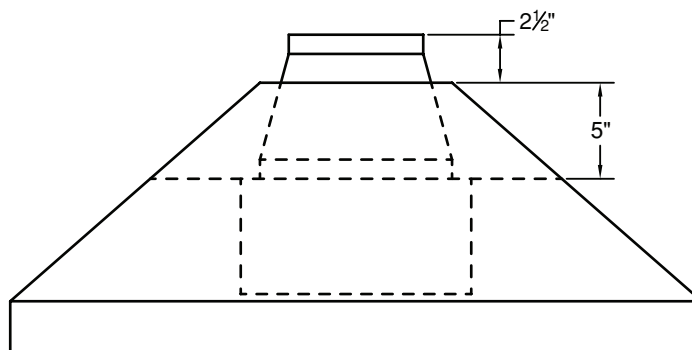
PDH14-K Equipped with GU10 lighting. Not available with heat lamps. Shown with optional duct cover (sold separately). Optional duct covers available in standard and custom sizes.



Connection Diagram (30" - 48" Widths)

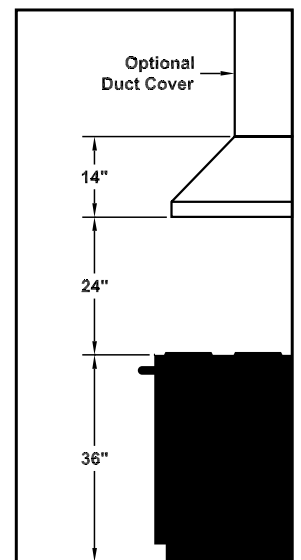


(Top View)



(Front View)

Recommended Mounting Height



*Recommended mounting height is for optimum performance.

Electrical/Mechanical Specifications For Blower Units

Model	Volts	Amps	Hz	RPM	CFM SP@0.0"	Equivalent CFM*	CFM SP@0.1"	CFM SP@0.2"	CFM SP@0.3"	Minimum Round Duct Size	Sones#
K250 (Top Vent)	115	3.5	60	1550	250	375	223	220	190	7" (38 in. ²)	7.4

Hood is available with halogen lights (2 lights: 30" - 41", 3 lights: 42" - 48").

* Because the Power Lung® blower uses centrifugal filtration rather than conventional baffle or mesh filters, the Power Lung® blower can handle cooking equipment with higher cubic feet per minute (CFM) requirements and can deliver equivalent CFM much more efficiently than other filtration systems. When comparing the Power Lung® with other blower units made by other manufacturers, use the "Equivalent CFM".

Ratings in accordance with the Standard Test Code by the Energy Systems Laboratory of the Texas Engineering Experiment Station.

SPECIFICATIONS SUBJECT TO CHANGE WITHOUT NOTICE Rev. 0518A

